

WALL-MOUNTED SOCKET OUTLETS

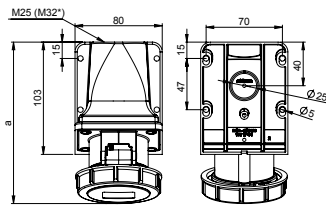
according to IEC 60309, EN 60309, VDE 0623



WALL-MOUNTED SOCKET OUTLET

watertight IP67

- screw terminals
- cable entry from above or behind
- blank cable gland
- nickel-plated contacts




POLES	3	4	5	3	4	5
AMPERE	16			32		

a	146	148	148	161	161	163
b	96	99	102	108	108	112
M	25	25	25	25	25	25
Weight [g/each]	226	241	275	298	314	351

b = Height, Angle = 15°

VOLTAGE	110 V~	230 V~	400 V~	440 V~	500 V~
FREQUENCY	50/60 Hz	50/60 Hz	50/60 Hz	50/60 Hz	50/60 Hz
DESIGNATION	4h	3p = 6h 4p/5p = 9h	3p = 9h 4p/5p = 6h	11h	7h

AMPERE	POLES	ITEM NO.	ITEM NO.	ITEM NO.	ITEM NO.	ITEM NO.	PACKING UNIT
16	3	D31S15	D31S25			D31S55	5
16	4	D41S15	D41S25	D41S35	D41S45	D41S55	5
16	5		D51S25	D51S35		D51S55	5
32	3	D32S15	D32S25			D32S55	5
32	4	D42S15	D42S25	D42S35	D42S45	D42S55	5
32	5		D52S25	D52S35		D52S55	5



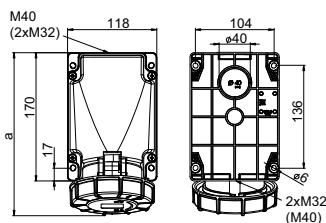
WALL-MOUNTED SOCKET OUTLET

watertight IP67

Basic housing W x H x D =
118 x 173 x 170 mm
1 x M40 above, 2 x M32 below

- HighPower version
- with pilot contact
- screw terminals
- cable entry above, below or behind
- housing can be rotated 180°
- contacts: brass with lamellar contact CuBe
- blank cable gland

splash-proof IP44 upon request



POLES	3	4	5
AMPERE	63		

a	213	213	213
b	173	173	173
Weight [g/each]	820	869	923

b = Height, Angle = 15°

VOLTAGE	230 V~	400 V~	440 V~	500 V~
FREQUENCY	50/60 Hz	50/60 Hz	50/60 Hz	50/60 Hz
DESIGNATION	3p = 6h 4p/5p = 9h	3p = 9h 4p/5p = 6h	11h	7h

AMPERE	POLES	ITEM NO.	ITEM NO.	ITEM NO.	ITEM NO.	PACKING UNIT
63	3	D33S26			D33S56	2
63	4	D43S26	D43S36	D43S46	D43S56	2
63	5	D53S26	D53S36		D53S56	2